

2-87523-3 ✓ ACTIVE

AMPMODU | AMPMODU IV/V

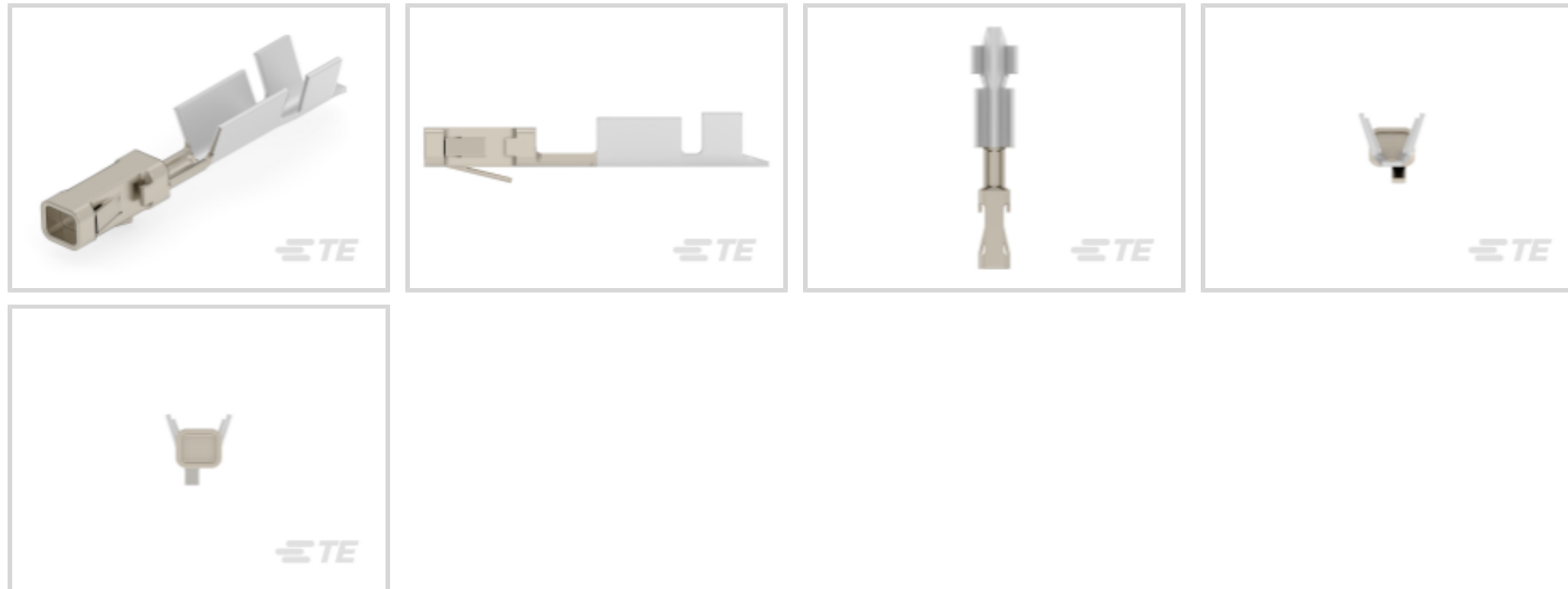
TE Internal #: 2-87523-3

Connector Contact, Socket, Wire-to-Board, 24 – 20 AWG Wire Size,  
394.71 – 1184.12 CMA Wire Size, .2 – .6 mm<sup>2</sup> Wire Size, Gold, Reel,  
AMPMODU IV/V

[View on TE.com >](#)



Connectors > PCB Connectors > Wire-to-Board Connectors > Wire-to-Board Connector Contacts



Contact Type: **Socket**

Connector System: **Wire-to-Board**

Wire Size: **.2 – .6 mm<sup>2</sup>**

## Features

### Product Type Features

Applied Pressure	Standard
Connector System	Wire-to-Board
Connector & Contact Terminates To	Wire & Cable

### Configuration Features

Compatible With Wire & Cable Type	Discrete Wire
-----------------------------------	---------------

### Electrical Characteristics

Termination Resistance	12 mΩ
Insulation Resistance	5000 MΩ
Dielectric Withstanding Voltage (Max)	750 V
Operating Voltage	250 VAC

### Contact Features

Mating Square Post Dimension	.64 mm [.025 in]
	15 μin
Wire Contact Termination Area Plating Material	Tin
Contact Base Material	Copper Tin Phosphor Bronze



Contact Type	Socket
Contact Mating Area Plating Material	Gold
Contact Current Rating (Max)	3 A

#### Termination Features

Termination Method to Wire & Cable	Crimp
------------------------------------	-------

#### Mechanical Attachment

Wire Insulation Support	With
-------------------------	------

#### Dimensions

Accepts Wire Insulation Diameter Range	1.75 mm[.069 in]
Wire Size	.2 – .6 mm <sup>2</sup>

#### Usage Conditions

Operating Temperature Range	-65 – 105 °C[-85 – 221 °F]
-----------------------------	----------------------------

#### Operation/Application

Circuit Application	Power & Signal
---------------------	----------------

#### Industry Standards

Approved Standards	CSA LR7189, UL E28476
--------------------	-----------------------

#### Packaging Features

Packaging Quantity	12500
Packaging Method	Reel

#### Other

Comment	(*) For use with Model "K" machines. Call the Technical Assistance Center (1-800-522-6752) for any tooling questions.
---------	-----------------------------------------------------------------------------------------------------------------------

### Product Compliance

For compliance documentation, visit the product page on [TE.com](https://www.te.com)>

EU RoHS Directive 2011/65/EU	Compliant
EU ELV Directive 2000/53/EC	Compliant
China RoHS 2 Directive MIIT Order No 32, 2016	No Restricted Materials Above Threshold
EU REACH Regulation (EC) No. 1907/2006	Current ECHA Candidate List: JUNE 2022 (224) Candidate List Declared Against: JUNE 2022 (224) Does not contain REACH SVHC



Halogen Content Low Halogen - Br, Cl, F, I < 900 ppm per homogenous material. Also BFR/CFR/PVC Free

Solder Process Capability Not applicable for solder process capability

Product Compliance Disclaimer

This information is provided based on reasonable inquiry of our suppliers and represents our current actual knowledge based on the information they provided. This information is subject to change. The part numbers that TE has identified as EU RoHS compliant have a maximum concentration of 0.1% by weight in homogenous materials for lead, hexavalent chromium, mercury, PBB, PBDE, DBP, BBP, DEHP, DIBP, and 0.01% for cadmium, or qualify for an exemption to these limits as defined in the Annexes of Directive 2011/65/EU (RoHS2). Finished electrical and electronic equipment products will be CE marked as required by Directive 2011/65/EU. Components may not be CE marked. Additionally, the part numbers that TE has identified as EU ELV compliant have a maximum concentration of 0.1% by weight in homogenous materials for lead, hexavalent chromium, and mercury, and 0.01% for cadmium, or qualify for an exemption to these limits as defined in the Annexes of Directive 2000/53/EC (ELV). Regarding the REACH Regulation, the information TE provides on SVHC in articles for this part number is based on the latest European Chemicals Agency (ECHA) 'Guidance on requirements for substances in articles' posted at this URL: <https://echa.europa.eu/guidance-documents/guidance-on-reach>

### Compatible Parts



TE Part # 91516-1  
CCII MOD IV REC 30-20 ASSY



TE Part # 1-87499-7  
10 MODIV HSG SR MRKD .100CL



TE Part # 1-102387-2  
64 MODIV HSG COMP DR .100 POL



TE Part # 1-87631-2  
16 MODIV HSG DR MRKD .100 POL



TE Part # 87499-7  
04 MODIV HSG SR MRKD .100CL



TE Part # 2-87456-1  
26 MODIV HSG COMP DR .100CL



TE Part # 1-87456-5  
20 MODIV HSG COMP DR .100CL



TE Part # 1-87631-6  
20 MODIV HSG DR MRKD .100 POL



TE Part # 1-102387-0  
50 MODIV HSG COMP DR .100 POL




TE Part # 87977-8  
20 MODIV HSG DR MRKD .100 POL



TE Part # 102387-5  
24 MODIV HSG COMP DR .100 POL




TE Part # 102241-6  
08 MODIV HSG COMP SR .100 POL




TE Part # 87977-4  
 12 MODIV HSG DR MRKD .100 POL




TE Part # 102387-7  
 30 MODIV HSG COMP DR .100 POL




TE Part # 1-87499-0  
 05 MODIV HSG COMP SR .100CL




TE Part # 87631-6  
 10 MODIV HSG DR MRKD .100 POL




TE Part # 87499-4  
 02 MODIV HSG COMP SR .100CL



TE Part # 87456-6  
 10 MODIV HSG DR MRKD .100CL



TE Part # 102387-6  
 26 MODIV HSG COMP DR .100 POL




TE Part # 102387-9  
 40 MODIV HSG COMP DR .100 POL

## Also in the Series | AMPMODU IV/V



Automotive Housings(2)




Backplane Connector Housings(1)



Board-to-Board Connector Contacts(6)



Insertion & Extraction Tools(4)




PCB Connector Covers(18)




PCB Connector Keying(6)




PCB Connector Mounting(1)



PCB Connector Strain Relief(3)



PCB Headers & Receptacles(939)



PCB Latches, Locks & Retainers(7)



Rectangular Connector Housings(5)



Standard Rectangular Connectors(8)



Wire-to-Board Connector Assemblies & Housings(467)



Wire-to-Board Connector Contacts (326)

## Documents

### Product Drawings

[MOD IV RECP PLTD 15 DPLX](#)

English

### CAD Files

[3D PDF](#)

3D

Customer View Model

[ENG\\_CVM\\_CVM\\_2-87523-3\\_AJ.2d\\_dxf.zip](#)

English

Customer View Model

[ENG\\_CVM\\_CVM\\_2-87523-3\\_AJ.3d\\_igs.zip](#)

English

Customer View Model

[ENG\\_CVM\\_CVM\\_2-87523-3\\_AJ.3d\\_stp.zip](#)

English

By downloading the CAD file I accept and agree to the [Terms and Conditions](#) of use.

### Datasheets & Catalog Pages

[AMPMODU\\_INTERCONNECTION\\_SYSTEM\\_SECTION5\\_CONT](#)

English

[1-1773720-9\\_AMPMODU\\_MOD\\_IV\\_V\\_QRG](#)

English

### Product Specifications

[Application Specification](#)

English

### Product Environmental Compliance

[Product Compliance](#)

English

[Product Compliance](#)

English